



Saiham Textile Mills Ltd.

Dhaka Office: 'Asset Rosedale' House # 02 (4th Floor), Road # 55, Gulshan-2, Dhaka-1212, Bangladesh.

Phone : 9862284, 9863323, 9887441, Fax : +88-02-9894607, 8826254, Website: www.saiham.com

Registered Office & Factory : Saiham Nagar, Noyapara, Madhabpur, Habigonj-3333.

Ref: STML/19/392/17

Dated: Dhaka
April 26, 2017

The Chairman

Bangladesh Securities and Exchange Commission
Securities Commission Bhaban
Plot: E-6/C, Agargaon
Sher-e-Bangla Nagar
Dhaka-1217.

Subject: **Price Sensitive Information**

Dear Sir,

This is for kind information of all concerned that the Board of Directors of Saiham Textile Mills Ltd. in its Board Meeting held on April 26, 2017 at 3.30 P.M. at its Dhaka Office approved un-audited financial statements for the 3rd Quarter ended March 31, 2017 in compliance with the regulation 33 of the Dhaka Stock Exchange (Listing) Regulations, 2015.

As per un-audited financial statements for the 3rd Quarter ended March 31, 2017 the performance of Saiham Textile Mills Ltd. was as under:

Sl. No.	Particulars	July 01, 2016 to March 31, 2017	July 01, 2015 to March 31, 2016	January 01, 2017 to March 31, 2017	January 01, 2016 to March 31, 2016
01	Profit before Tax	1,33,403,199	69,254,621	45,828,175	27,828,622
02	Profit after Tax	73,785,971	55,642,485	26,911,833	23,304,115
03	Earnings Per Share (EPS)	0.86	0.65	0.31	0.27
04	NAV Per Share	28.53	28.55		
05	Net Operating Cash Flow Per Share (NOCFPS)	1.54	(4.35)		

Thanking you

Yours faithfully

(Md. Neyamat Ullah)
Company Secretary

Copy to: (i) **The Chief Regulatory Officer**
Dhaka Stock Exchange Ltd.
9/F, Motijheel C/A
Dhaka-1000.

(ii) **The Chief Regulatory Officer**
Chittagong Stock Exchange Ltd.
Eunoos Trade Centre (Level-15)
52-53, Dilkusha C/A
Dhaka-1000.



Saiham Textile Mills Ltd.

Dhaka Office: 'Asset Rosedale' House # 02 (4th Floor), Road # 55, Gulshan-2, Dhaka-1212, Bangladesh.

Phone : 9862284, 9863323, 9887441, Fax : +88-02-9894607, 8826254, Website: www.saiham.com

Registered Office & Factory : Saiham Nagar, Noyapara, Madhabpur, Habigonj-3333.

Ref: STML/19/393/17

Dated: Dhaka

April 26, 2017

The Chairman

Bangladesh Securities and Exchange Commission

Securities Commission Bhaban

Plot: E-6/C, Agargaon

Sher-e-Bangla Nagar

Dhaka-1217.

Subject: **Submission of Un-audited 3rd Quarterly Financial Statements of Saiham Textile Mills Ltd.**

Dear Sir,

As per regulation 17(3) of DSE Listing Regulations 2015, we are pleased to enclosed herewith the Un-audited 3rd Quarterly Financial Statements for the period from January 01, 2017 to March 31, 2017 of Saiham Textile Mills Ltd. The above Un-audited 3rd Quarterly Financial Statements are also available in the website of the company.

The website of Saiham Textile Mills Ltd. is www.saihamtextile.com

Thanking you

Yours faithfully

(Md. Neyamat Ullah)

Company Secretary

Copy to: (i) **The Chief Regulatory Officer**

Dhaka Stock Exchange Ltd.

9/F, Motijheel C/A

Dhaka-1000.

(ii) **The Chief Regulatory Officer**

Chittagong Stock Exchange Ltd.

Eunoos Trade Centre (Level-15)


52-53, Dilkusha C/A


Dhaka-1000.

Saiham Textile Mills Limited
Statement of Financial Position (Un-Audited)
As on March 31, 2017

Particulars	Notes	Amount in Taka	
		March 31, 2017	June 30, 2016
Assets			Restated*
Non-Current Assets :		1,854,601,607	1,929,529,957
Property, Plant & Equipment- Spinning (net of dep.)	1.00	727,977,168	744,420,974
Property, Plant & Equipment- Melange (net of dep.)	1.00	1,126,624,439	1,185,108,983
Current Assets :		2,180,871,592	2,109,435,840
Inventories		1,072,679,502	963,903,694
Trade Debtors		528,886,163	556,829,837
Sundry Receivable		-	19,947,500
Advances, Deposits & Prepayments		56,760,402	144,018,393
Cash & Cash Equivalents	2.00	522,545,525	424,736,416
Total Assets		4,035,473,199	4,038,965,797
Equity & Liabilities :			
Shareholders' Equity:		2,460,290,273	2,386,504,302
Share Capital		862,500,000	862,500,000
Share Premium		727,500,000	727,500,000
General Reserve		2,764,589	2,764,589
Revaluation Reserve		403,808,368	421,151,688
Retained Earnings		463,717,316	372,538,025
Non-Current Liabilities :		226,842,919	312,251,254
Term Loan- HSBC	3.00	33,198,690	132,794,757
Term Loan- EBL		-	20,824,000
Deferred Tax Liability		193,644,229	158,632,497
Current Liabilities :		1,348,340,007	1,340,210,241
Short Term Loan	4.00	464,263,752	296,287,188
Current Portion of Long Term Loan		162,027,576	228,093,239
Rights Share money Refundable		15,000	15,000
Liabilities for Goods		659,544,168	709,625,695
Liabilities for Expenses & Others		38,250,990	22,106,950
Provision for Tax		24,238,521	84,082,169
Total Liabilities		1,575,182,926	1,652,461,495
Total Equity & Liabilities		4,035,473,199	4,038,965,797
Net Assets Value (NAV) Per Share		28.53	27.67


Managing Director
S.M. Faisal


Director
Syed Ishtiaq Ahmed


Chairman
S.F.A.M. Shahjahan


Chief Financial Officer
Abu Bakar Siddique



Company Secretary
Md. Neyamat Ullah


Saiham Textile Mills Limited


Statement of Profit or Loss and Other Comprehensive Income (Un-Audited)


For the 3rd quarter ended on March 31, 2017


Particulars	Notes	Amount in Taka			
		July' 16 to March' 17	July' 15 to March' 16	January 17 to March'17	January 16 to March'16
Turn Over		1,261,263,597	1,280,420,753	428,092,770	404,565,530
Cost of Goods sold		(1,044,003,317)	(1,132,734,720)	(355,312,143)	(341,184,677)
Gross Profit		217,260,280	147,686,033	72,780,627	63,380,853
Admin. & Marketing expenses	5.00	(46,890,744)	(48,179,833)	(16,241,183)	(18,053,642)
Financial Expenses	6.00	(57,818,778)	(59,028,281)	(16,006,955)	(19,609,299)
Operating Profit		112,550,758	40,477,919	40,532,489	25,717,912
Non- Operating Income		27,522,601	32,239,433	7,587,095	3,502,141
Operating Profit before WPPF		140,073,359	72,717,352	48,119,584	29,220,053
Provision for WPPF		(6,670,160)	(3,462,731)	(2,291,409)	(1,391,431)
Profit Before Tax		133,403,199	69,254,621	45,828,175	27,828,622
Provision for Tax		(59,617,228)	(13,612,136)	(18,916,342)	(4,524,507)
Current Tax		(22,762,740)	(39,043,862)	(7,632,936)	(11,834,760)
Deferred Tax expenses		(36,854,488)	(52,655,998)	(11,283,406)	(16,359,267)
Net profit After tax		73,785,971	55,642,485	26,911,833	23,304,115
Earning per share (EPS)		0.86	0.65	0.31	0.27


Managing Director
S.M. Faisal


Director
Syed Ishtiaq Ahmed


Chairman
S.F.A.M. Shahjahan


Chief Financial Officer
Abu Bakar Siddique


Company Secretary
Md. Neyamat Ullah


Saiham Textile Mills Limited
Statement of Cash flow (Un-Audited)
For the 3rd quarter ended on March 31,2017

Particulars	Amount in Taka	
	July' 2016 to March' 2017	July' 2015 to March' 2016
Cash Flows from operating activities		
Collection from customers and other income	1,316,729,872	1,233,219,053
Payment to suppliers, employees and other expenses	(1,179,836,917)	(1,603,938,791)
Advanced income tax paid	(4,000,000)	(4,666,831)
Net cash flows from operating Activities	132,892,955	(375,386,569)
Cash Flows from investing activities		
Purchase of property, plant and equipment	(16,574,680)	(14,312,494)
Net cash used in investing activities	(16,574,680)	(14,312,494)
Cash Flows from financing activities		
Loan(repaid) /received during the period	(18,509,166)	57,672,402
Net cash used in financing activities	(18,509,166)	57,672,402
Net Increase / (Decrease) in Cash and Cash Equivalents	97,809,109	(332,026,661)
Cash and cash equivalents at beginning of the financial year	424,736,416	876,887,521
Cash and Cash Equivalents at end of the financial period	522,545,525	544,860,860

Net Operating Cash Flows Per Share (NOCFPS) 1.54 (4.35)


Managing Director
S.M. Faisal


Director
Syed Ishtiaq Ahmed


Chairman
S.F.A.M. Shahjahan

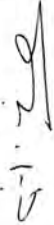

Chief Financial Officer
Abu Bakar Siddique


Company Secretary
Md. Neyamat Ullah

Saiham Textile Mills Limited

Statement of Changes in Equity (Un-audited)
For the 3rd quarter ended on March 31, 2017

Particulars	Share Capital	Share premium of Rights Share	General Reserve	Revaluation Surplus	Retained Earnings	Total
Balance as on July 01, 2016	862,500,000	727,500,000	2,764,589	421,151,688	372,588,025	2,386,504,302
Net profit after tax	-	-	-	-	73,785,971	73,785,971
Adjustment of Revaluation of PPE	-	-	-	(17,343,320)	17,343,320	-
Balance as on March 31, 2017	862,500,000	727,500,000	2,764,589	403,808,368	463,717,316	2,460,290,273
Balance as on July 01, 2015	750,000,000	727,500,000	2,764,589	522,050,567	404,510,967	2,406,826,123
Stock Dividend	112,500,000	-	-	-	(112,500,000)	-
Net profit after tax	-	-	-	(19,598,186)	55,642,485	55,642,485
Adjustment of Revaluation of PPE	-	-	-	502,452,381	19,598,186	-
Balance as at March 31, 2016	862,500,000	727,500,000	2,764,589	502,452,381	367,251,638	2,462,468,608




Managing Director
S. M. Faisal



Director
Syed Ishtiaq Ahmed



Chairman
S. F. A. M. Shanjahan



Chief Financial Officer
Abu Bakar Siddique



Company Secretary
Md Neyamat Ullah

Saiham Textile Mills Ltd
Notes to the Financial Statements
as at and for the period ended March 31,2017

1.00 Property Plant & Equipment: Spinning Unit

This is arrived as follows:

Cost
Less: Accumulated Depreciation
Written down value

Property Plant & Equipment: Melange Unit

Cost
Less: Accumulated Depreciation
Written down value

Amount in Taka	
March 31,2017	June 30,2016
1,388,624,892	1,372,593,164
660,647,724	628,172,190
727,977,168	744,420,974

1,459,571,283	1,459,028,331
332,946,844	273,919,348
1,126,624,439	1,185,108,983

2.00 Cash & Cash Equivalents :

Cash & Cash Equivalents :

Cash in Hand
Cash at Bank

Total

Cash in Hand :

Head Office
Factory Office

Total

Cash at Bank :

Janata Bank Ltd. (A/C No. 023733002322) Motijheel Corp.
Janata Bank Ltd.(A/C No. 0340-0210001941) Noyapara
Dutch Bangla Bank Ltd.(A/C No. 0116110000006828)
Dhaka Bank Ltd.(A/C No. 215150000001464) Gulshan
Dhaka Bank Ltd A/c-215150000001554
Mid land Bank Ltd. (A/c No. 00021190000151
Premier Bank Ltd (A/C no-014913100000040) Gulshan
Eastern Bank Ltd A/C no-101106032929
Eastern Bank Ltd ERQ A/C-1013100350441
Standared Chartered Bank ERQ A/C-421184135
Eastern Bank LTD CC A/C-1012040326949
Standared chartered Bank CC A/C-01-1184135
Eastern Bank Ltd A/C no-1041060265553
Dhaka Bank Dividend Account
HSBC Bank Dividend Account
HSBC Bank Account # 001-145-457-011

1,698,536	1,279,892
520,846,989	423,456,524
522,545,525	424,736,416

984,339	426,079
714,197	853,813
1,698,536	1,279,892

83,910.45	85,951.25
441,056.00	1,010,102
1,864,227.88	1,513,154.88
3,075,454.98	403,594.96
5,869,960.99	5,869,960.99
108,009.50	811,128.50
4,638,862.48	2,447,838
233.59	233.59
861,565.69	1,169,854
1040,715.58	500,026.60
-	31,117,358.94
-	213,749.00
-	1,584.97
5,948,669.76	-
896,459.12	-
2,333,535.02	-

F.C Account

Standard Chartered Bank A/C -46118413501

Dhaka Bank Ltd .F.C A/C-21413000000056

HSBC F.C Margin A/C no-001-145457-091

HSBC Offshore A/C no-050-0077-80-005

Eastern Bank Ltd Excess Margin Account

Sub-total**FDR**

IDL Finance Ltd.(A/C No. 10252204175201) Gulshan

Lanka Bangla Finance FDR no-1220-001-204-205-206-358-359-360

Delta Brac Housing-(FDR-No 71000117027-128638)

FDR with Bank Asia

FDR with Dhaka Bank

Sub-total**Grand Total**

14740145.80	7,624,115
4475.52	4,493
2571804.45	14,552,373
2905414.11	384,639
6516317.76	159,757
25,260,380	67,869,915

30,000,000	25,000,000
435,000,000	285,000,000
15,000,000	30,000,000
2,586,609	2,586,609
13,000,000	13,000,000
495,586,609	355,586,609
520,846,989	423,456,524

Term Loan:

Name of the Bank:

HSBC Ltd

Eastern Bank Ltd

Current Portion of Term Loan HSBC

195,226,266	381,711,996
33,198,690	132,794,757
-	20,824,000
162,027,576	228,093,239

Short Term Loan:

Short Term loan-HSBC bank

Short Term loan-EBL

Short Term loan-Lanka Bangla

Short Term loan-Momena Begum

Short Term loan-Mid Land bank

Short Term loan- SCB

464,263,752	296,287,188
170,000,000	-
200,000,000	-
14,778,506	7,375,782
17,500,000	17,500,000
-	200,000,000
-	70,000,000
38,854,263	1,411,406
23,130,984	-

Bank Loan & Over Draft

Standard Chartered Bank

Eastern Bank Ltd

Administrative and Marketing expenses:	July,16 to March-2017	July,15 to March-2016
Salary & Allowances	28,350,776	27,868,035
Office Rent	3,150,000	3,150,000
Postage & Stamp	150,810	164,478
Printing & Stationary	378,313	513,587
Repair & Maintance	473,779	300,369
Maintance of Vehicle	569,489	619,128
Travelling	463,101	180,757
Conveyance	530,153	632,013
Entertainment	1,001,730	1,258,263
Paper & Periodicals	45,986	54,580
Advertisement	142,018	225,949
Subscription & Donation	340,082	1,003,850
Insurance premium	699,764	956,793
Form, Fees & Others	813,875	926,013
Board Meeting Fee	187,500	206,250
Medical Expenses	179,508	288,906
Wealfare Expenses	399,291	340,616
Electricity (H/O)	268,036	323,345
Miscellaneous Expenses	306,060	257,063
Selling & Distribution	1,717,813	1,849,100
Office Maintance	276,579	587,725
Telephone, Telex & Fax	172,029	119,876
Water & sewerage Charges	163,960	95,235
Directors Remuneration	720,000	720,000
Auditors Remuneration	75,000	75,000
Professional Fee	315,800	77,113
Depreciation	4,606,966	2,577,881
It expenses	392,326	2,807,908
Total	46,890,744	48,179,833

Financial Expenses:

Interest on Term Loan(HSBC)	14541362	18,215,213
Interest on Normal Loan EBL	1,339,791	10,933,914
Interest on Cash Credit-EBL	1,841,482	1,967,903
Interest on SCB, CC/overdraft	2,858,359	2,995,048
Interest on SCB, STL	2,557,361	9,148,725
Interest on Dhaka Bank	2,930,556	2,416,667
Interest on HSBC Bank, STL		10,402,981
Interest on Mid Land Bank	15,836,143	-
Interest on others	9,468,991	-
Bank Charge & Commission	6,444,733	2,947,830
Total	57,818,778	59,028,281